



This unique hollow wall anchor installs in seconds. Trouble-free and 3 times stronger than ordinary wall fasteners. Kaptoggle locks in place permitting fixtures to be installed or removed over and over without losing the toggle. PWS, our word is how we do business.

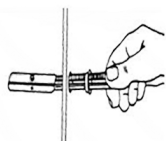
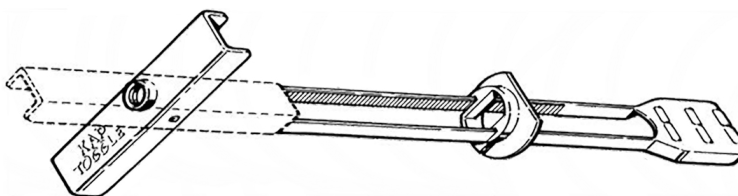
Kaptoggles

Sizes

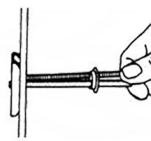
- 1/8", 3/16" and 1/4"

Hole Sizes

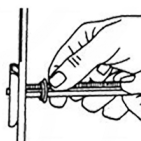
- 3/8" and 1/2"



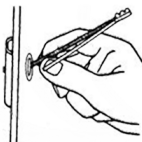
PUSH Kap Toggle thru drilled hole and grasp strap end.



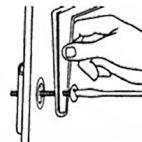
PULL Kap Toggle snugly against inside wall.



SLIDE washer evenly along straps until inner rim of washer seats completely inside drilled hole.



SNAP off plastic straps flush with washer.



INSERT screw thru fixture, engage thread, and secure with screwdriver.